

READ THIS INSTRUCTION LEAFLET BEFORE PERFORMING THE TEST. ALWAYS READ THE LABEL. FOLLOW DIRECTIONS FOR USE.

- Do not use this product after the expiration date - Keep out of reach of children - This test cannot be used for contraception or gender selection. To increase your chances of a healthy pregnancy and baby, the following should be considered: maintain a well-balanced diet, quit smoking and avoid alcohol consumption.

You need to see your medical professional immediately to commence proper care and monitoring. The first three months of pregnancy are the most important for a developing baby.

Midstream Pregnancy Test



Start testing from 7 days past ovulation!

Fertility2Family Midstream Pregnancy Tests are a fast, reliable and easy-to-use method of detecting pregnancy.

The Fertility2Family Midstream Pregnancy Test detects the hCG (human Chorionic Gonadotropin) hormone.

A hormone which is produced after the fertilized egg adheres to the wall of the uterus.

How to Perform a Pregnancy Test?

1. Remove the test stick from the foil wrapper.
2. Remove the cap to expose the absorbent tip, avoiding contact with the absorbent end.
3. Hold the stick by the thumb grip with the exposed absorbent tip pointing downward. Urinate onto the absorbent tip only until it is thoroughly wet.
4. Recap the device and lay the test stick down on a flat surface with the window facing up.
5. Results may be observed after 1 minute. Do not interpret test results after 5 minutes.
6. Discard the test device after single use.

Interpreting the Test Results

Negative:

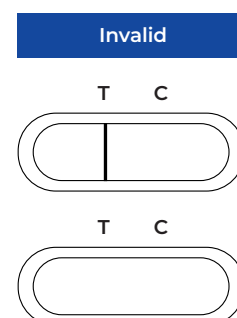
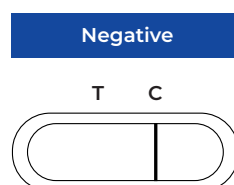
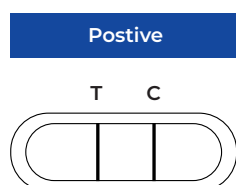
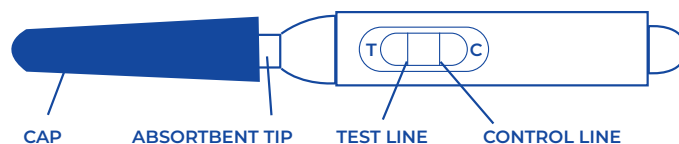
If only one coloured line appears in the control area, the test is negative, and you can assume that you are not pregnant.

Positive:

If two coloured lines appear both in the control area and test area, the test is positive, and you can assume you are pregnant.

Invalid:

If there is no distinct pink-purple colored band visible both in the test area and control area, the test is invalid. It is recommended that you should retest, using a new test stick. If the problem persists, contact Fertility2Family.



FAQs

Q: When can I start testing?

A: There is no need to wait until you have missed your period to begin testing. You can test as early as 7 days past ovulation, or 5-7 days before your expected period. When testing early, try to use first morning urine.

Q: What should I do if I get a positive result?

A: You should make an appointment to see your doctor to confirm the pregnancy and begin prenatal care.

Q: What should I do if I get a negative result?

A: A negative result indicated that the hCG hormone was not detected in your urine, and you are unlikely pregnant. If your period is late, we suggest you re-test, and if this test is also negative we recommend you contact your doctor.

Q: What can I do to increase my chances of falling pregnant?

A: Primarily you need to determine when you are ovulating, as this is your most fertile window. Fertility2Family Ovulation Tests, or our Basal Body Temperature (BBT) thermometer can help determine your most fertile window, and dramatically increase your chances of falling pregnant. You may also find our Sperm Friendly Lubricant helpful. This lubricant has been scientifically formulated to match fertile cervical fluid and sperm, enhance sexual activity and increase the likelihood of conception.

Q: What can I do to increase my chances of falling pregnant?

A: Primarily you need to determine when you are ovulating, as this is your most fertile window. By using Fertility2Family **Ovulation Tests**, or our **Basal Body Temperature(BBT) thermometer** you can determine your most fertile window, and dramatically increase your chances of falling pregnant. You may also find our **Sperm Friendly Lubricant** helpful. This lubricant has been scientifically formulated to match fertile cervical liquid and sperm, enhance sexual activity and increase the likelihood of conception.

You can purchase these products at www.fertility2family.com.au

Contents

Each pouch contains one test stick and one desiccant.

Storage and Stability

Stored at normal room temperature (4-25°C) up to the expiration date. The test midstream should be kept from

direct sunlight, moisture and heat. Do not freeze. Shelf life is 18 months.

Warnings and Precautions

- As with all diagnostic tests, a definitive diagnostic should not be based on the result of a single test, but should be made by a physician after all clinical and laboratory findings have been evaluated.
- Read directions for use carefully before performing this test. Pay attention to the position of the Test and Control line.
- Do not use beyond the labeled expiry date.
- Do not reuse the test devices. Discard product after single use.
- Do not touch the membrane located within the test panel.
- Do not use if pouch is damaged or open.
- The device should be used immediately after opening the pouch. Prolonged exposure to ambient humidity will cause product deterioration.
- Treat urine samples and used devices as if they are potentially infectious. Avoid contact.
- Discard desiccant safely.
- Medications containing the pregnancy hormone (hCG) can affect the result of the test. Please consult your healthcare professional if you are taking any medications.

Due to the high sensitivity of the Fertility2Family Pregnancy Tests (10mIU) the detection of hCG in the urine from a menopausal or peri-menopausal women may not indicate pregnancy but may represent the detection of pituitary hCG and that the positive interpretation requires repeat testing by a laboratory-based method for confirmation of pregnancy.

Due to the high sensitivity of Fertility2Family Pregnancy Tests (10mIU) it is possible to detect a pregnancy which may be non-viable if testing prior to the first day of the missed period (often referred to as a chemical pregnancy). The reliability of the result will increase by, or after, the first day of the missed period for establishing the viability of the pregnancy.

Sensitivity to hCG - 10mIU/ml

Keep out of reach of children.